

MAGICO

S5

OWNER'S MANUAL



THANK YOU FOR PURCHASING THE MAGICO S5 LOUDSPEAKER. THE S5 INCORPORATES ALL WE HAVE LEARNED IN THE PAST TWO DECADES ABOUT LOUDSPEAKER DESIGN AND MANUFACTURING. LIKE ALL MAGICO LOUDSPEAKERS, THE S3 IS A PRECISION INSTRUMENT FOR MUSIC AND HOME THEATER REPRODUCTION. PROPERLY SET UP AND MAINTAINED, IT WILL PROVIDE YOU WITH A GREAT MUSICAL EXPERIENCE FOR MANY YEARS. BEFORE UNPACKING AND PLAYING YOUR SPEAKERS, PLEASE READ THE FOLLOWING MANUAL FULLY. IT WILL PROVIDE YOU WITH DIRECTIONS FOR PROPERLY SETTING UP, POSITIONING, CONNECTING, AND CARING FOR YOUR SPEAKERS. FOLLOWING THESE INSTRUCTIONS WILL ENSURE A SMOOTH INSTALLATION AND OPTIMUM SPEAKER PERFORMANCE. IF YOU HAVE ANY QUESTIONS, PLEASE CONTACT YOUR AUTHORIZED MAGICO DEALER. MAGICO MAINTAINS A NETWORK OF DEDICATED DISTRIBUTORS WHO WILL BE ABLE TO HELP YOU, SHOULD YOU HAVE ANY PROBLEMS YOUR DEALER CANNOT RESOLVE. FOR THE LATEST INFORMATION ON ALL MAGICO PRODUCTS, PLEASE VISIT OUR WEBSITE: WWW.MAGICOAUDIO.COM

I WISH YOU MANY HOURS OF LISTENING PLEASURE.

KINDEST REGARDS,

A handwritten signature in black ink that reads "Alon Wolf". The signature is written in a cursive style with a large, sweeping initial "A" and a long, horizontal flourish extending to the right.

ALON WOLF, CEO

MAGICO, LLC



THE S5 USES A TWEETER EQUIPPED WITH A DIAMOND COATED BERYLLIUM DOME, ALLOWING A FREQUENCY RANGE EXTENDING BEYOND 40kHz. IN ITS SOLID FORM, BERYLLIUM IS HARMLESS. HOWEVER, DUE TO ITS NATURE, CERTAIN SPECIAL PRECAUTIONS SHOULD BE OBSERVED TO AVOID EXPOSURE TO UNNECESSARY RISK, SUCH AS:

- UNDER NO CIRCUMSTANCES SHOULD THE BERYLLIUM DOME BE SUBJECTED TO ANY FORM OF ABRASIVE ACTION.
- IN THE UNLIKELY CASE OF DAMAGE TO THE DOME, OF ANY FORM, A WIDE PIECE OF ADHESIVE TAPE SHOULD BE IMMEDIATELY USED TO SEAL THE WHOLE FRONT SURFACE OF THE TWEETER. YOU SHOULD THEN INFORM THE DEALER WHO YOU PURCHASED THE PRODUCT FROM, SO THAT THE TWEETER CAN BE REMOVED AND REPLACED BY A PROFESSIONAL.
- IF THE DOME IS DAMAGED IN ANY WAY, CAUSING LOOSE PARTICLES OF BERYLLIUM, THESE SHOULD BE CAREFULLY COLLECTED WITH THE USE OF ADHESIVE TAPE, PLACED IN A SEALABLE BAG, AND RETURNED ALONG WITH THE TWEETER.


S5 (2024) UNPACKING MANUAL



1. Using 3/4" socket wrench remove 3 bolts from end of crate.



- Using a pry bar or flat head screwdriver remove the metal clips attaching the top of the crate.



- With two people lift the crate into a vertical position, onto the end of the crate from which the three bolts were removed in step 1. Remove the internal foam.



- Using 5/16" socket remove the six screws (3 on each side, adjacent to the floor) attaching the side walls of the crate to the bottom. Slide the walls of the crate back to expose the speaker.




- Remove the velvet protective bag. With two people, leaving the speaker in the foam bottom cap, use small rotations back and forth to "walk" the front of speaker a few inches off of the edge of the wooden base.



6. Tilt the speaker backwards to remove the front interlocking piece of foam to expose the front feet. Screw in two feet to the front outriggers.





7. Lower the front of the speaker to the floor and tilt the speaker forward. Remove the rear piece of interlocking foam and bottom board of the crate. Screw in the final footer. Lower speaker to the ground. Remove the tweeter guard





- Level the speaker by unthreading the appropriate foot to compensate for an uneven floor. Once the speaker is level, spin the top locking disk up until tight with the bottom of the speaker. Proceed to final positioning.



S5 ACCESSORIES



SPECIFICATIONS

DESCRIPTION: 3-WAY (4 DRIVER) Loudspeaker

DRIVER COMPLEMENT:

1.1" (28mm) MB5FP pure-beryllium, diamond-coated diaphragm

6" MA6004RTC Mk2 midrange driver

10" MAG10508 RTC bass driver (2)

SENSITIVITY: 88dB

IMPEDANCE: 4 Ohms

FREQUENCY RESPONSE: 20 Hz – 50 kHz

RECOMMENDED POWER: 50W—1000W

DIMENSIONS: 47.72"H (121.2cm) x 19.28"D (49cm) x 19.1"W (48.5cm) (measurements with outriggers)

WEIGHT: 262 pounds (118.8kg)

LIMITED WARRANTY

DEAR MAGICO PURCHASER,

THIS PRODUCT HAS BEEN DESIGNED AND MANUFACTURED TO THE HIGHEST QUALITY STANDARDS. HOWEVER, IF SOMETHING DOES GO WRONG WITH THIS PRODUCT, MAGICO, LLC AND ITS NATIONAL DISTRIBUTORS WARRANT THE REPLACEMENT OF DEFECTIVE PARTS INCLUDING LABOR (EXCLUSIONS MAY APPLY) IN ANY COUNTRY SERVED BY AN OFFICIAL MAGICO, LLC DISTRIBUTOR. THIS LIMITED WARRANTY IS VALID FOR A PERIOD OF 5 YEARS FROM THE DATE OF PURCHASE.

TERMS AND CONDITIONS

1. THE WARRANTY IS LIMITED TO THE REPAIR OF THE EQUIPMENT. IN THE EVENT THAT THIS LOUDSPEAKER REQUIRES SERVICE, THE CUSTOMER MUST FIRST OBTAIN A RETURN AUTHORIZATION FROM MAGICO OR ITS AUTHORIZED DISTRIBUTOR. THE CUSTOMER IS RESPONSIBLE FOR RETURNING THE LOUDSPEAKER TO MAGICO OR ITS AUTHORIZED DISTRIBUTOR. IN THE EVENT THAT THE REPAIR IS DETERMINED TO BE UNDER WARRANTY, MAGICO WILL RETURN THE LOUDSPEAKER TO THE CUSTOMER AT NO CHARGE. EXCEPT AS INDICATED, NEITHER TRANSPORTATION, SHIPPING, NOR ANY OTHER COSTS, NOR ANY RISK FOR REMOVAL, TRANSPORTATION AND INSTALLATION OF PRODUCTS IS COVERED BY THIS WARRANTY.
2. WITH THE EXCEPTION EXPLAINED BELOW, THIS WARRANTY IS ONLY VALID FOR THE ORIGINAL OWNER. IT IS NOT TRANSFERABLE. IT IS VALID ONLY WHEN PURCHASED FROM AN AUTHORIZED MAGICO DEALER. A

VALID RECEIPT SHOWING THE PURCHASER'S NAME, DATE OF PURCHASE, AND DEALER INFORMATION MUST BE SUBMITTED WITH ALL WARRANTY CLAIMS.

3. IN THE EVENT THAT THIS LOUDSPEAKER IS PURCHASED AS A USED OR TRADE-IN LOUDSPEAKER FROM AN AUTHORIZED MAGICO DEALER OR DISTRIBUTOR, THE SECOND OWNER SHALL RECEIVE THE BALANCE OF THE ORIGINAL WARRANTY BASED UPON THE ORIGINAL DATE OF PURCHASE. VALID RECEIPTS SHOWING THE PURCHASER'S NAME, DATE OF PURCHASE, AND DEALER INFORMATION FOR THE CURRENT OWNER AND THE ORIGINAL PURCHASE MUST BE SUBMITTED WITH ALL WARRANTY CLAIMS.
4. THIS WARRANTY WILL NOT BE APPLICABLE IN CASES OTHER THAN DEFECTS IN MATERIALS AND/OR WORKMANSHIP AT THE TIME OF PURCHASE AND WILL NOT BE APPLICABLE FOR DAMAGES CAUSED BY INCORRECT INSTALLATION, CONNECTION OR PACKING, FOR DAMAGES CAUSED BY ANY USE OTHER THAN CORRECT USE DESCRIBED IN THE USER MANUAL, NEGLIGENCE, MODIFICATIONS, OR USE OF PARTS THAT ARE NOT MADE OR AUTHORIZED BY MAGICO, LLC, FOR DAMAGES CAUSED BY FAULTY OR UNSUITABLE ANCILLARY EQUIPMENT, FOR DAMAGES CAUSED BY ACCIDENTS, LIGHTNING, WATER, FIRE HEAT, EXTREME WEATHER CONDITION, WAR, PUBLIC DISTURBANCES OR ANY OTHER CAUSE BEYOND THE REASONABLE CONTROL OF MAGICO, LLC AND ITS APPOINTED DISTRIBUTORS, FOR PRODUCTS WHOSE SERIAL NUMBER HAS BEEN ALTERED, DELETED, REMOVED OR MADE ILLEGIBLE, IF REPAIRS OR MODIFICATIONS HAVE BEEN EXECUTED BY AN UNAUTHORIZED PERSON.
5. THIS GUARANTEE COMPLEMENTS ANY NATIONAL/REGIONAL LAW OBLIGATIONS OF DEALERS OR NATIONAL DISTRIBUTORS AND DOES NOT AFFECT YOUR STATUTORY RIGHTS AS A CUSTOMER.
6. UNAUTHORIZED DISMANTLING OF THIS PRODUCT WILL RENDER THIS WARRANTY VOID.
7. MAGICO, LLC STRIVES TO MANUFACTURE THE VERY FINEST POSSIBLE EQUIPMENT, AND THEREFORE RESERVES THE RIGHT TO MAKE CHANGES OR IMPROVEMENTS WITHOUT NOTICE.

SPEAKER PLACEMENT AND POSITIONING

THE MAGICO S5 LOUDSPEAKERS ARE PRECISION INSTRUMENTS FOR MUSIC REPRODUCTION. AS SUCH, PROPER CARE AND ATTENTION TO DETAIL WHEN SETTING UP THESE SPEAKERS WILL YIELD THE MAXIMUM PERFORMANCE, REGARDLESS OF THE PARTICULAR ROOM. FOLLOWING THESE SET-UP GUIDELINES WILL ENSURE THE SPEAKERS ARE PROPERLY POSITIONED TO DELIVER THE OPTIMUM LISTENING EXPERIENCE. ALL THAT IS REQUIRED IS A TAPE MEASURE, A PEN, A CALCULATOR, A BALL OF STRING, A COUPLE OF DEMO CDS, AND SOME PATIENCE.

PLACEMENT—S5s IN RELATION TO BACK AND SIDE WALLS

BEFORE YOU BEGIN: LOOK FOR OBVIOUS IMPEDIMENTS INCLUDING ANYTHING THAT COULD IMPEDE OR DIMINISH THE SOUND—E.G., OTHER SPEAKERS, AMPLIFIERS, EQUIPMENT RACKS, ANYTHING ON THE WALL THAT COULD CAUSE A REFLECTION, A SEVERE MISMATCH IN QUALITY AMONG INDIVIDUAL COMPONENTS, AND UNNECESSARY OR POORLY RUN SPEAKER/INTERCONNECT CABLES.

BASS—DISTANCE FROM REAR WALL

THE INITIAL PLACEMENT SHOULD BE APPROXIMATELY 20 INCHES (1/2 M) FROM THE BACK OF THE LOUDSPEAKER TO THE BACK WALL. SINCE WE HAVE SHORT AUDITORY MEMORY, THE SELECTED DEMO MUSIC CUT SHOULD BE BRIEF—30 SECONDS – 1 MINUTE MAX. IT SHOULD BE A WELL RECORDED JAZZ CUT WITH GOOD BASS GUITAR OR PERCUSSION. WHAT WE ARE LISTENING FOR AT THIS TIME IS THE DEFINITION OF THE BASS AND THE RIGHT SENSE OF PROPORTION.

NEXT, MOVE THE SPEAKER 6 – 8 INCHES (15 – 20 CM) FORWARD AND REPEAT THE LISTENING PROCESS. REPEAT THIS PROCESS, MOVING THE LOUDSPEAKER FORWARD IN 6 – 8 INCH (15-20 CM) INCREMENTS. WHEN YOU

REACH THE POINT FROM WHICH MOVING THE SPEAKER FORWARD SOUNDS WORSE THAN THE PREVIOUS LISTENING POINT, MOVE THE LOUDSPEAKER BACK TO THIS POSITION AND MARK THIS DISTANCE FROM THE REAR WALL.

MIDRANGE—PLACEMENT IN RELATION TO SIDE WALLS FOR LATERAL PLACEMENT

BEGIN BY DIVIDING THE ROOM WIDTH BY 14. INITIAL PLACEMENT OF THE LOUDSPEAKERS WILL BE AT 3 AND 11. THE DISTANCE FROM THE LOUDSPEAKER TO THE EARS HAS TO BE PRECISELY EQUAL. THIS MEASUREMENT IS CRITICAL. THE MUSIC FOR THIS PROCESS SHOULD BE A FEMALE VOICE AND PIANO. WE ARE LISTENING FOR THE IMAGE OF HER VOICE TO BE FOCUSED. THE RULE FOR THE TOE-IN IS TO PICK A POINT APPROXIMATELY 1 – 2 FEET (.5M) BEHIND THE LISTENER'S HEAD. TOE THE LOUDSPEAKERS IN TO INTERSECT AT THAT POINT.

IF THE SOUND IS TOO BRIGHT, TOE THE SPEAKERS OUT A LITTLE MORE. IF THE SOUND IS TOO DULL, TOE THE SPEAKERS IN A LITTLE MORE. REPEAT THE ABOVE PROCESS WITH THE LOUDSPEAKERS AT THE 4 AND 10 POSITION. THEN REPEAT, ONCE AGAIN WITH THE SPEAKERS AT THE 5 AND 9 POSITION.

SUMMARY

ONCE THE INITIAL PROCESS HAS BEEN COMPLETED, RETURN TO THE BASS SET-UP TO ENSURE THAT THE LOUDSPEAKERS ARE THE PROPER DISTANCE FROM THE BACK WALL. WHEN THE PROCESS HAS BEEN COMPLETED, MARK THE SPEAKER LOCATION WITH TAPE SO THAT THE SPEAKERS CAN BE RETURNED THERE FOR FURTHER LISTENING.

POSITIONING—S5s IN RELATION TO THE LISTENER

- THE SPEAKERS AND THE LISTENER SHOULD FORM AN ISOSCELES TRIANGLE.
- THE LISTENER SHOULD BE EXACTLY EQUIDISTANT BETWEEN THE TWO LOUDSPEAKERS. THE BEST WAY TO DETERMINE THIS IS WITH A PIECE OF STRING. PICK A FIXED SPOT AT THE LISTENING POSITION. RUN THE STRING FROM THIS SPOT TO THE FRONT OF THE TWEETER OF THE LEFT SPEAKER. REPEAT THE PROCESS FOR THE RIGHT SPEAKER. IT IS CRITICALLY IMPORTANT TO KEEP THIS DISTANCE PRECISELY THE SAME.

CONNECTIONS

CONNECTIONS SHOULD BE MADE WITH ALL ELECTRONIC EQUIPMENT (AMPLIFIERS, PREAMPLIFIERS) TURNED OFF. THERE ARE TWO TERMINALS AT THE BACK OF THE SPEAKER. THE TERMINALS ARE INSULATED TO ACCEPT A VARIETY OF CABLE TERMINATIONS FOR MOST APPLICATIONS AND TO PREVENT ANY LIKELIHOOD OF ELECTRICAL SHOCK, EVEN WHEN THE SPEAKERS ARE USED WITH THE HIGHEST-POWERED AMPLIFIERS. DO NOT USE TOOLS TO TIGHTEN THE BINDING POSTS.

BREAK-IN

A LOUDSPEAKER IS A MECHANICAL DEVICE AND AS SUCH REQUIRES AN EXTENDED INITIAL PERIOD OF NORMAL USE DURING WHICH A NOTICEABLE IMPROVEMENT IN SOUND QUALITY WILL OCCUR. DO NOT ATTEMPT TO ACCELERATE THE BREAK-IN PROCESS BY PLAYING SINE WAVES, TONE SWEEPS, BREAK-IN CDS OF ANY SORT, OR OTHER GENERATED SIGNALS.

CARE

FOR ALUMINUM PANELS USE A LINT-FREE SOFT CLOTH (PROVIDED IN ACCESSORY KIT). FOR PAINTED SURFACES, USE A PRODUCT SUCH AS MEGUIAR'S PROFESSIONAL FINALINSPECTION 34. DO NOT USE CLEANERS THAT CONTAIN AMMONIA, STRONG SOLVENTS, OR ABRASIVE MATERIALS. USE OF THESE CLEANERS CAN DEGRADE, SCRATCH, OR DESTROY THE FINISH.

DISCLAIMER

MAGICO, LLC CREATED THIS MANUAL AND THE CONTAINED INFORMATION AVAILABLE ON AN "AS IS" BASIS. ALL WARRANTIES AND REPRESENTATIONS OF ANY KIND WITH REGARD TO SAID INFORMATION IS DISCLAIMED, INCLUDING THE IMPLIED WARRANTIES OF MERCHANTABILITY AND FITNESS FOR A PARTICULAR USE. UNDER NO CIRCUMSTANCES WILL MAGICO, LLC, OR ANY OF ITS OFFICERS OR EMPLOYEES BE LIABLE FOR ANY CONSEQUENTIAL, INCIDENTAL, SPECIAL OR EXEMPLARY DAMAGES EVEN IF ADVISED OF THE LIKELIHOOD OF SUCH DAMAGES OCCURRING. MAGICO, LLC DOES NOT WARRANT THE INFORMATION AGAINST DEFICIENCIES OF ANY KIND.

MAGICO, LLC

3170 CORPORATE PLACE

HAYWARD, CA 94545

USA

PHONE: +1.510.649.9700

EMAIL: INFO@MAGICO.NET

BUSINESS HOURS: 8AM - 4PM PACIFIC TIME



